

**ALEWATE<sup>®</sup>**

MUGATLAL GROUP

# PRE ENGINEERED BUILDINGS

**ENGINEERING THE FUTURE**



# ABOUT US

**MUGATLAL GROUP IS ONE OF THE LEADING SUPPLIERS OF STRUCTURAL STEEL & MANUFACTURER OF ROOFING SHEETS SINCE 1959 IN SOUTH GUJARAT.**

Mugatlal Group is a reputed name in terms of manufacturing & supply of quality goods from reputed manufacturer in industry like TATA, JSW, ESSAR, JINDAL, etc.

Our founder **MR. VINODLAL MUGATLAL SHAH** started the journey of Mugatlal Group in 1959 as **“Mugatlal Group”**. With support of his son Mr. Nilesh Vinodlal Shah he gradually added few more firms in the group namely **“Mugatlal & Company”** and **“Steel Trading Company”**. Later on his grandson Mr. Monil Nilesh Shah came up with the unique concept in roofing industry as **“Alevate”** Aluminium Roofing Sheet which set the new benchmark in terms of quality and durability of roofing sheets in the industry.

Over a period of time we are gradually adding quality product in our product portfolio to cope up with requirements of prevailing market trends and industrial norms.

**MUGATLAL GROUP**  
SINCE 1959

**STEEL**  
TRADING COMPANY

**ALEVATE<sup>®</sup>**

With all due support of our stakeholders, we have started “Alevate Pre-engineered Building” to tackle all structural needs of our esteemed customers. With “APEB” we provide complete solution of design, manufacturing and erection of industrial metal buildings and create a state of the art industrial unit to cater all structural requirements of our esteemed customers.

We offer comprehensive and specialised services in the field of Industrial and Commercial Architectural consultancy.



## VISION

- ⦿ To Deliver world class and high quality engineered construction and to provide affordable solutions to our esteemed customers.
- ⦿ To generate profitable, intellectual and economic growth for our company and employees.

## MISSION

- ⦿ To Manufacture the PEB by state of the art machines and manufacturing process using best materials.
- ⦿ To Provide cost effective solutions through optimising design by our engineers.
- ⦿ To Execute every project with consistence quality assurance and on time delivery.
- ⦿ To Treat our client with respect and dignity & Communicate with them on time.

## VALUES

**ETHICAL**

**TRUST WORTHY**

**TEAM WORK**

**PASSIONATE**







**QUALITY**  
**TRUST**  
**RELIABILITY**

WE BELIEVE IN CREATING A BETTER TOMORROW





# WHAT IS ALEVATE PEB ?


ALEVATE PEB offers customised steel building solution through in-house design and manufacturing of all steel building components and installing the same at the site with skilled manpower to execute the unit for excellence.

We specialize in providing economic structural solutions through efficient design and precise manufacturing process using advanced technology through automated CNC plasma cutting machines and latest auto beam welding machines.

ALEVATE PEB offers customized TURNKEY packages with all inclusive of DESIGN, MANUFACTURING, INSTALLATION AND ERECTION leaving peace of mind for our esteemed customers.

Unlike traditionally built and on-site welded steel structure, ALEVATE PEB can simply be bolted together as per specifications to create a master piece with no on-site fabrication or welding required.

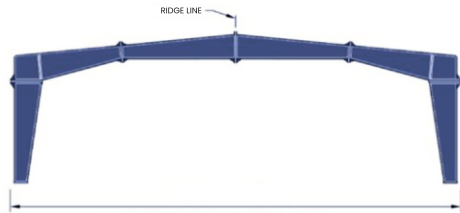
Moreover, ALEVATE PEB caters to all aesthetic and functional values through the right combination of architectural verticality, functional flexibility and structural stability.



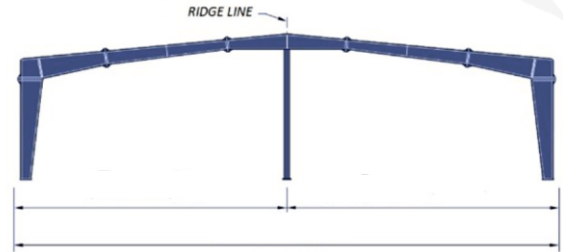
# TYPES OF PEB STRUCTURE

## TYPES OF PRE-ENGINEERED BUILDINGS

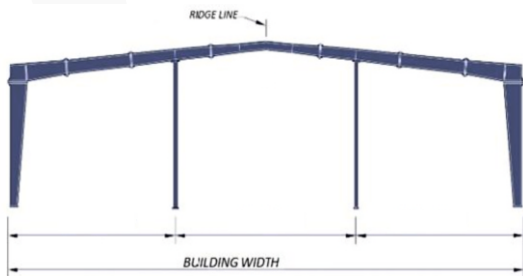
### 1. CLEAR SPAN



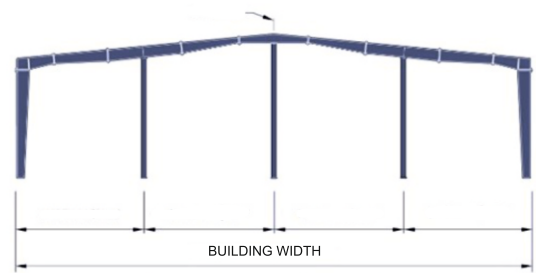
### 2. MULTI SPAN – 1



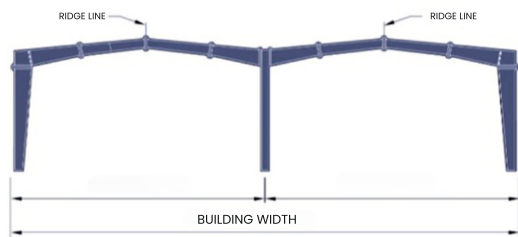
### 3. MULTI SPAN – 2




### 4. MULTI SPAN – 3



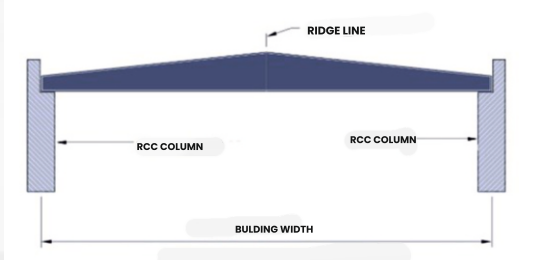
### 5. MULTI GABLE



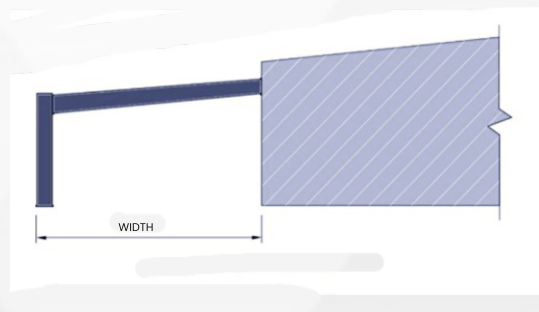
### 6. SINGLE SLOPE



### 7. LEAN TO WALL – 2



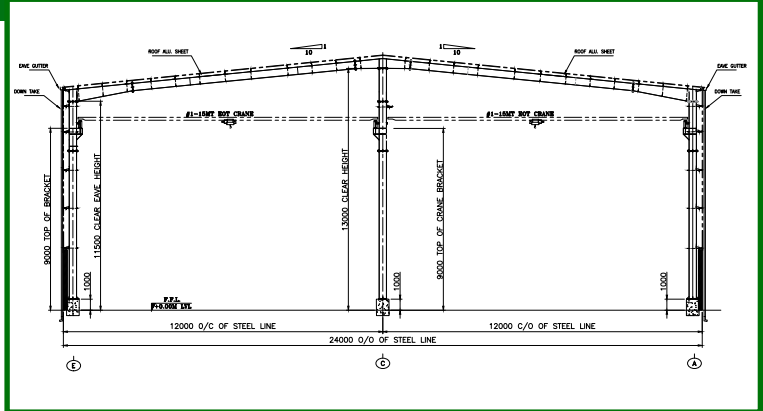
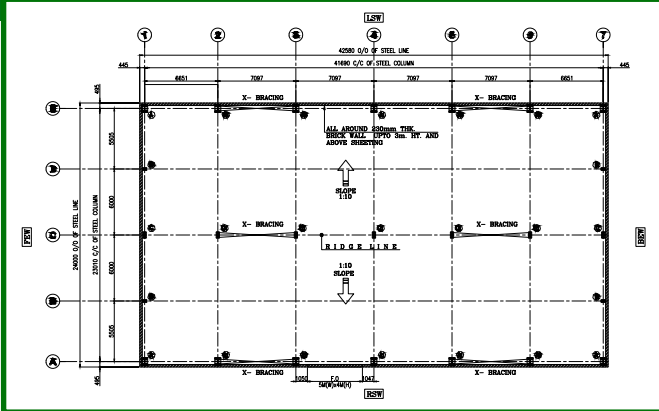
### 8. LEAN TO WALL – 1





## WHAT WE DO !

# WE DESIGN



# WE MAKE



# WE ERECT







ROOF MONITER



CAGE LADDER



GUTTER & DOWNSPOUT



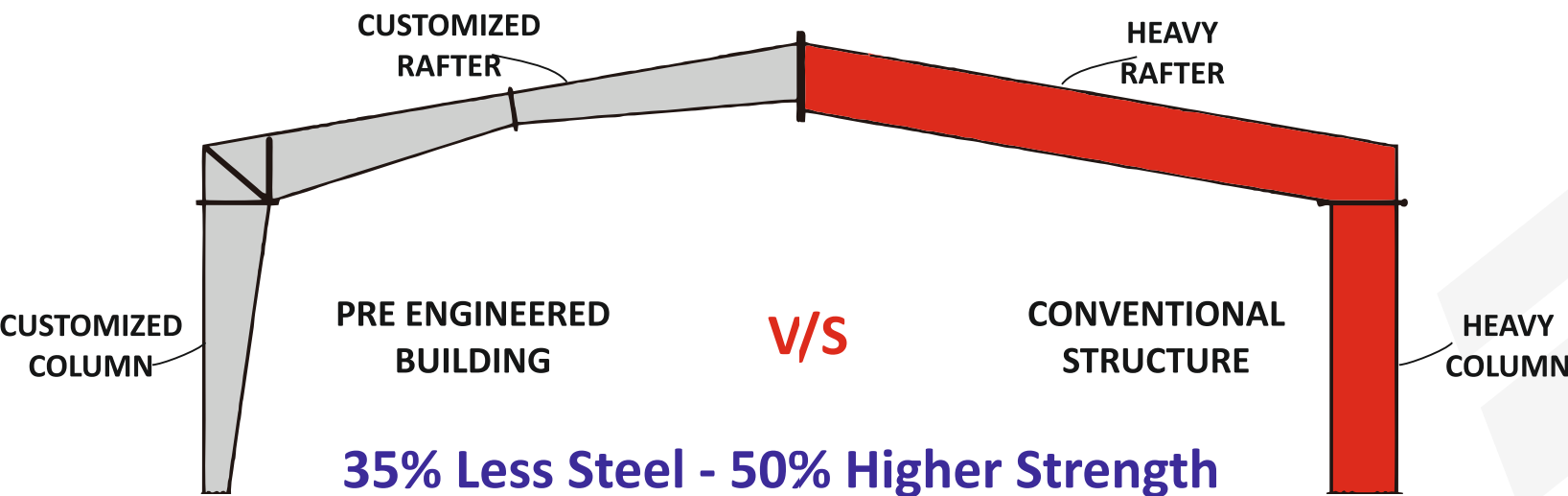
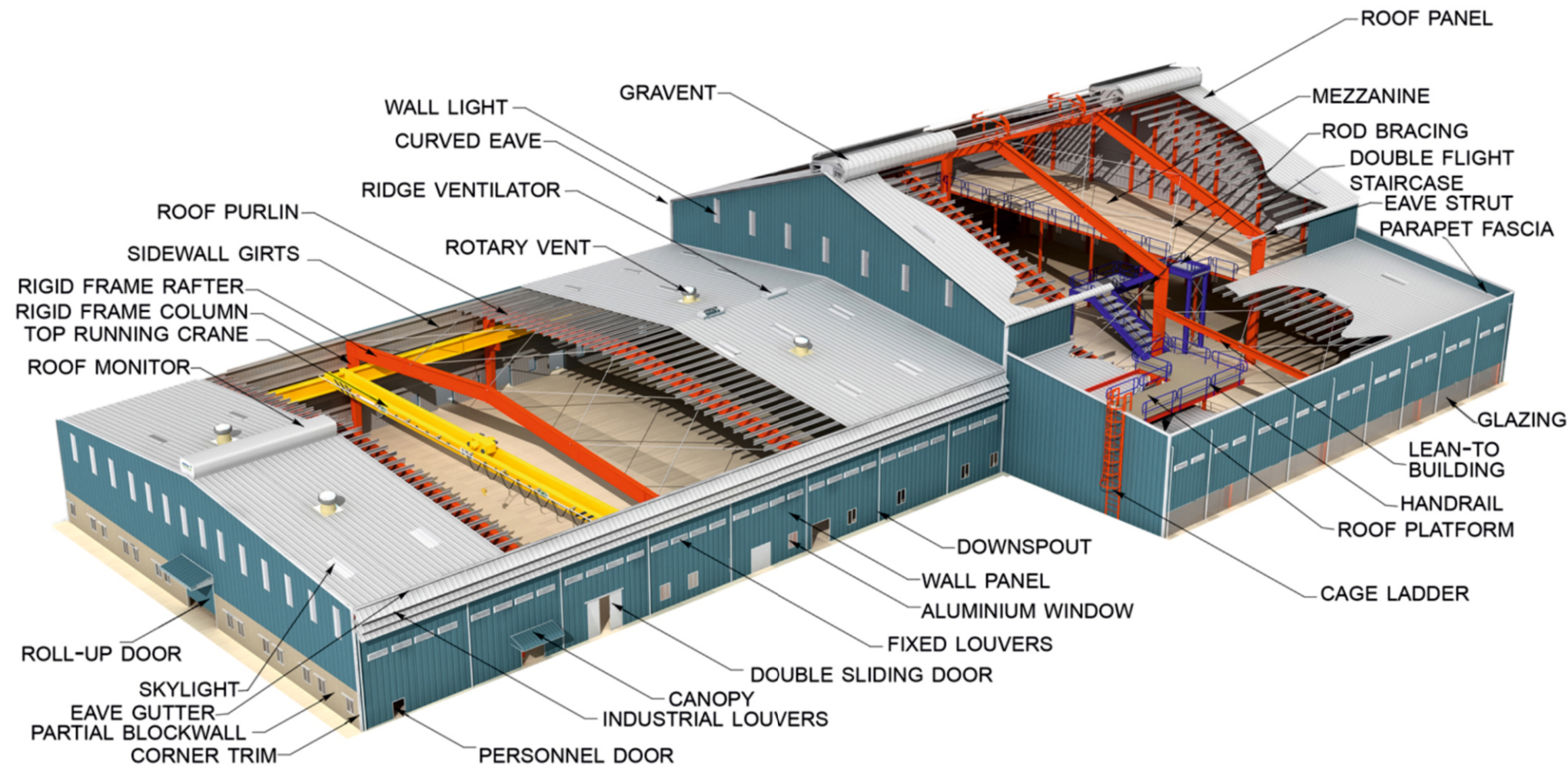
SKY LIGHT




CANOPY

# DESIGN - MANUFACTURE - ERECTION

## PEB COMPONENTS



LOUVERS



TURBO VENTILATOR



ROOFING SHEETS



GI PURLINS



MEZZANINE FLOOR



## HOW ALEVATE PEB ARE MADE ?

At ALEVATE PEB we craft high grade steel plates in to customised primary built-up namely, column, rafters, trust, clits etc. using accurate in-house manufacturing process like, CNC plasma cutting, automated tagging and laser focus beam welding machines, automated drilling, press break machines, threading etc.

Then all parts are treated with sand blasting for surface treatment and applied a coat of primer and PU paint.

GI cold formed sheets are used to make customised GI C & Z purlins using latest roll forming and automated hydraulic punching.

Customised roofing sheets of high quality material like Aluminium, PPGL, BGL, PPGL are made through automated roll forming roofing sheets machineries. Customised accessories are also made as per design.

All materials are transported to actual site as per installation schedule and assembled with high tensile nut-bolt & installed as per plan by skilled manpower to create desired industrial unit with certified stability.

## APPLICATIONS



**INDUSTRIAL STRUCTURE**



**WAREHOUSES**



**COMMERCIAL SPACE**



**HIGH RISE STEEL BUILDINGS**



**SHOWROOMS AND  
SERVICE CENTERS**



**INSTITUTIONAL BUILDINGS**

# WHY US ?





# BENEFITS OF ALEVATE PEB STRUCTURE



**SINGLE SOURCE  
RESPONSIBILITY**




**CUSTOMISED STEEL  
BUILDING DESIGN**



**ECONOMIC COST**



**50% FASTER PROJECT  
COMPLETION**



**FLEXIBILITY IN  
EXPANSION**



**QUALITY ASSURED  
MANUFACTURING**



**VERY LOW  
MAINTENANCE**



**ENVIRONMENTAL  
FRIENDLY**



**AESTHETIC  
APPEAL**



**STABLE AND  
SECURE**





# OUR ESTEEMED CUSTOMERS







# OUR PRODUCTS AND SERVICES

## ALEVATE ALUMINIUM ROOFING SHEERS

- ✦ Trapezoidal design (9 nali)
- ✦ High grade aluminium
- ✦ Width: 3.5 ft
- ✦ Thickness: 0.60, 0.65, 0.71, 0.91 mm
- ✦ Length: customised



## ALEVATE EXTRA STRONG ROOFING SHEETS

- ✦ Hi Crest design (7 nali)
- ✦ High grade aluminium
- ✦ Width: 3.75 ft
- ✦ Thickness: 0.60, 0.65, 0.71 mm
- ✦ Length: customised

## COLOUR COATED ROOFING SHEETS

- ✦ PPGL / PPGI Roofing sheets
- ✦ Make: TATA BSL, JSW, ISC, AM/NS
- ✦ Width: 3.5 ft / 4.2 ft
- ✦ Thickness: 0.40, 0.45, 0.50, 0.60 mm
- ✦ Length: Customised




## BARE GALVALEUM ROOFING SHEETS

- ✦ BGL Roofing Sheets
- ✦ Make: TATA BSL, JSW
- ✦ Width: 3.5 ft
- ✦ Thickness: 0.47 mm
- ✦ Length: Customised

# OUR PRODUCTS AND SERVICES

## GLAVANIZED CORRUGATED ROOFING SHEETS

- \* GC Roofing Sheets
- \* Make: ISC, TATA BSL, JSW, AM/NS
- \* Width: 3 FT, 4 FT
- \* Thickness: 0.25, 0.30, 0.40, 0.50, 0.60 mm
- \* Length: Customised




## C & Z PURLINS (GI)

- \* Galvanised Purlins
- \* Make: JSW, AM/NS, APOLLO
- \* Thickness: 1.60, 2.00, 2.50, 3.00 mm
- \* Size: 150mm, 200mm, 250mm, 300mm
- \* Length: Customised




## ROOFING ACCESSORIES

- \* Gutter, Ridge, Corner flashing
- \* Material: Aluminium, GI
- \* Size: Customised



## POLYCARBONATE SHEETS

- \* Polycarbonate Sheets
- \* Width: 3.5 ft / 4.2 ft
- \* Thickness: 1.20, 1.50, 1.80 mm
- \* Length: Customised





## **MBS Aluminium Industries Pvt. Ltd.**

**An ISO 9001:2015 Company**

### **HEAD OFFICE**

Nr. Krishna Petrol Pump, Udhna Main Road, Surat 395 002, Gujarat.

### **VAPI OFFICE**

E-14/15, M Cube Business Hub, Balitha, Vapi - 396 145

### **SACHIN FACTORY**

Plot No. 605, Gate No.1, Nr. Police Station, GIDC Sachin, Surat, Gujarat.

### **ANKLESHWAR FACTORY**

Plot No. 2900/155, Indochem Compound, Nr. Atul Ltd., GIDC Ankleshwar - 393 001.

### **SALES & MARKETING**

+91 95129 53830 | +91 99042 24089

Email: [info@mbsaluminium.com](mailto:info@mbsaluminium.com) | [www.alevate.in](http://www.alevate.in)